

AFP's FP&A Survey

How Planning in 2022 Will be Different

February 15, 2022

3-4:00 Eastern





2022 AFP®

FP&A BENCHMARKING: PRACTITIONER PLANNING REPORT

Underwritten by:



[Link to
Download
Report,
Benchmark
Yourself](#)





Agenda

- **Introduction**
- **Insights**
- **Q&A throughout the session!**





Frank Chou, FPAC, CTP
Director of FP&A
Nevada Copper Corp



Catherine Jirak
Principal and COO
QueBIT Consulting



Bryan Lapidus, FPAC
Director, FP&A Practice
AFP



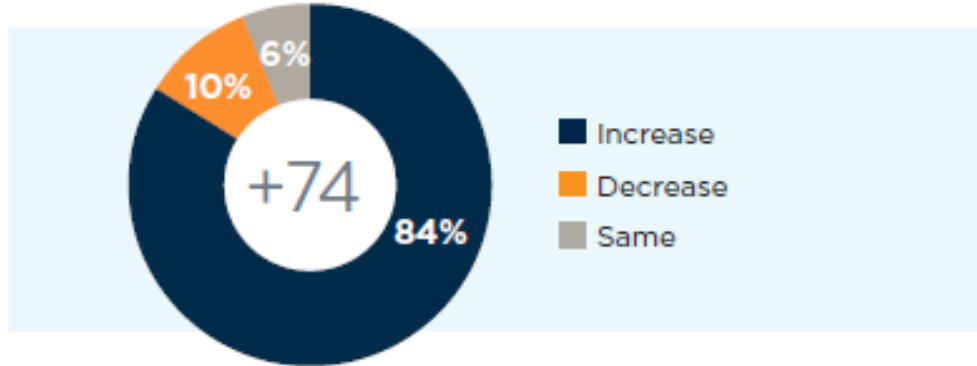
+ Revenue,

+ Spending,

? Earnings



Net Change In Total Revenue
Percentage Distribution of Organizations



Net Change Score In Spend Categories

Research & Development



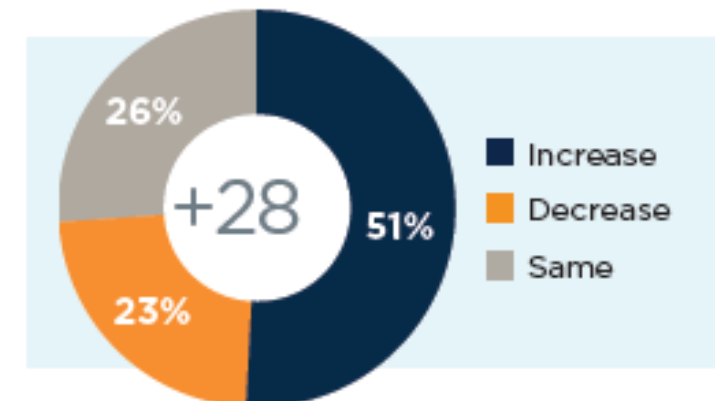
Capital Expenditures



Operating Expenses as % of Revenue



Net Change In Net Margin
Percentage Distribution of Organizations





Poll question:

How will your company manage inflation?

Check all that apply:

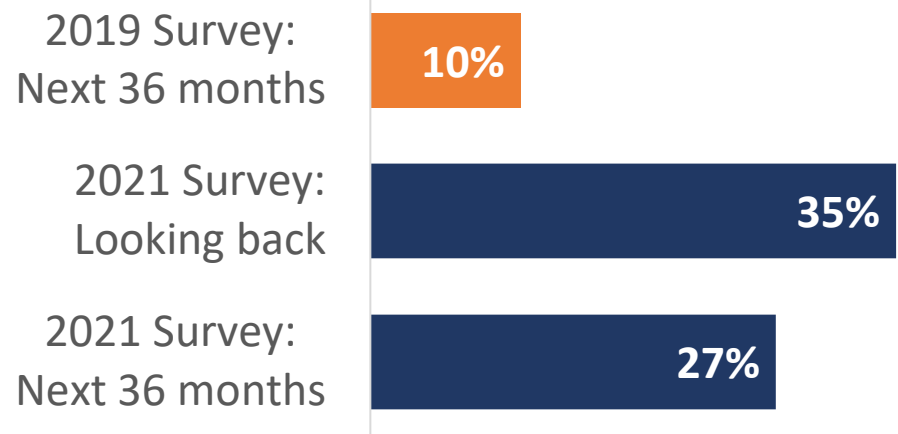
- Price increase
- Margin erosion
- Change inputs / processes
- No action / wait for it to pass



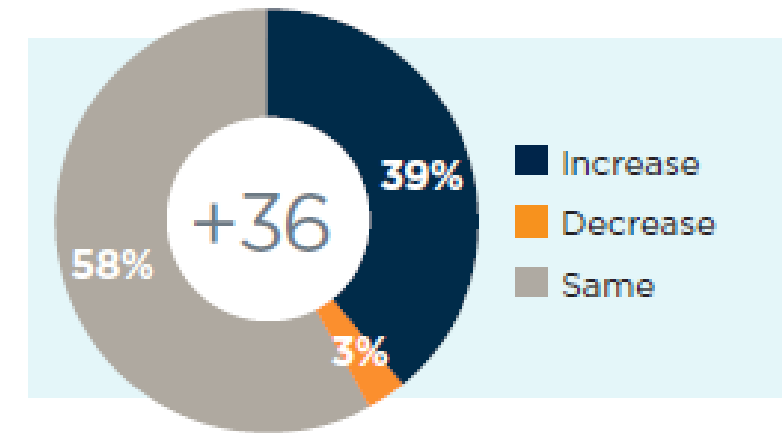
ESG is Finding a Home in Corporate Finance



Responses to Business Roundtable's "Commitment to all Stakeholders" Announcement



Net Change in ESG-Identifiable Spending
Percentage Distribution of Organizations





Poll question:

Which best describes your ESG metrics?

Choose one:

- Not applicable / no action
- Quantitative measures
- Qualitative measures
- Insincere efforts

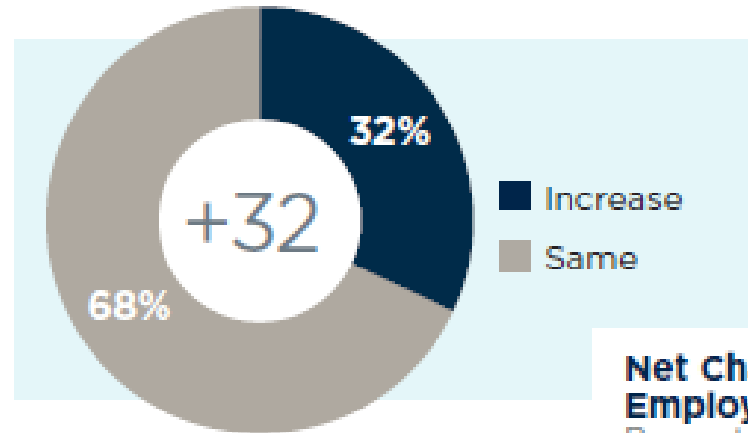


Employee Turnover Seems to be Peaking

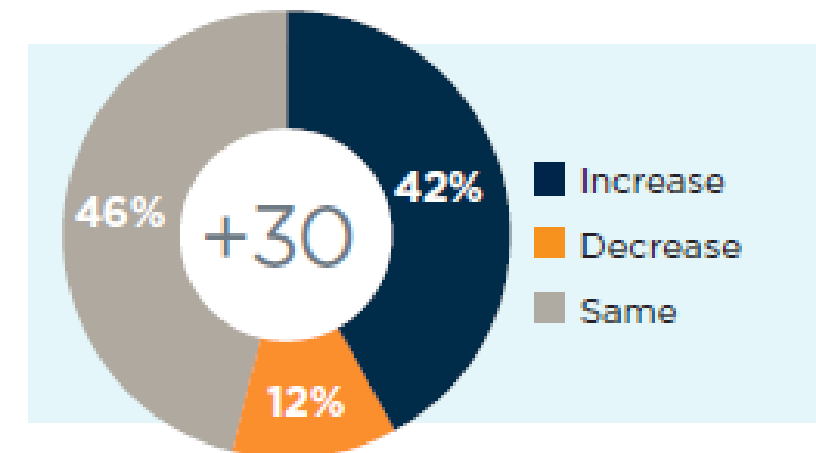


	25th Percentile	Median	75th Percentile
Current Year: Employee Turnover Rate	3%	8%	13%
Plan Year: Employee Turnover Rate	3%	7%	12%

Net Change In Expenses Allocated for Education and Training
Percentage Distribution of Organizations



Net Change In Expense Allocated for Employee Compensation
Percentage Distribution of Organizations





Poll question:

When was/will be the peak of the “great resignation?”

Choose one:

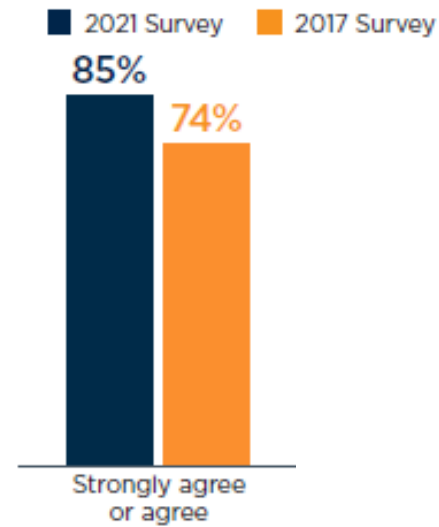
- Q4 2021
- Q1 2022
- Q2 2022
- Q3/Q4 2022
- This churn is now a feature of our times



Budgets Remain in Demand

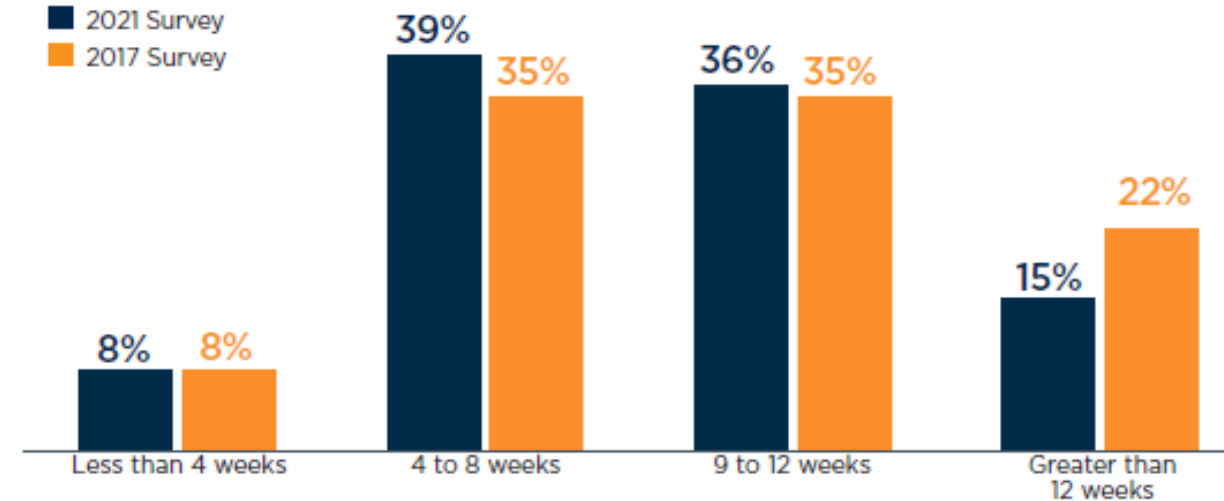


The Budget Is a Valuable Tool
Percentage Distribution of Respondents



ASSOCIATION FOR FINANCIAL PROFESSIONALS

Number of Weeks to Develop Budget
Percentage Distribution of Organizations





For Additional Growth

[Link to Download Report,
Benchmark Yourself](#)



[Get Your Data Right: How
Architecture Facilitates
Data Culture](#)

3/22 @ 3:00 Eastern

Data Visualization Makeover, Part II

Spring 2022

Submit your reports for renovation to
blapidus@afponline.org or via [LinkedIn](#)

